

















sour fruit	sour fruit	sweet fruit	sweet fruit
sour fruit	sour fruit	sweet fruit	sweet fruit
green vegetable	green vegetable	red vegetable	red vegetable
green vegetable	green vegetable	red vegetable	red vegetable
lemon	orange	banana	peach
grapefruit	mandarine	pear	cherries

peas	cabbage	red pepper	tomato
cucumber	spinach	radish	chili
			
			
			
			

Memory

Pupils can play the memory with two or three matching cards. They should be encouraged to speak while playing:

Who will start?

It's your turn.

..... is a red vegetable. This is a pair.

..... is not a sweet fruit. This is not a pair.

I have got pairs. How many do you have?

I am the winner.